


Butterfly British Union e-Award

Requirements:



1. How do butterflies live and eat?




Write or draw to illustrate

A large, empty rectangular box with a thick gold border, intended for the student to write or draw their answer to the question.

What is a proboscis and how does it work?

Draw a picture and label to show how it is used.



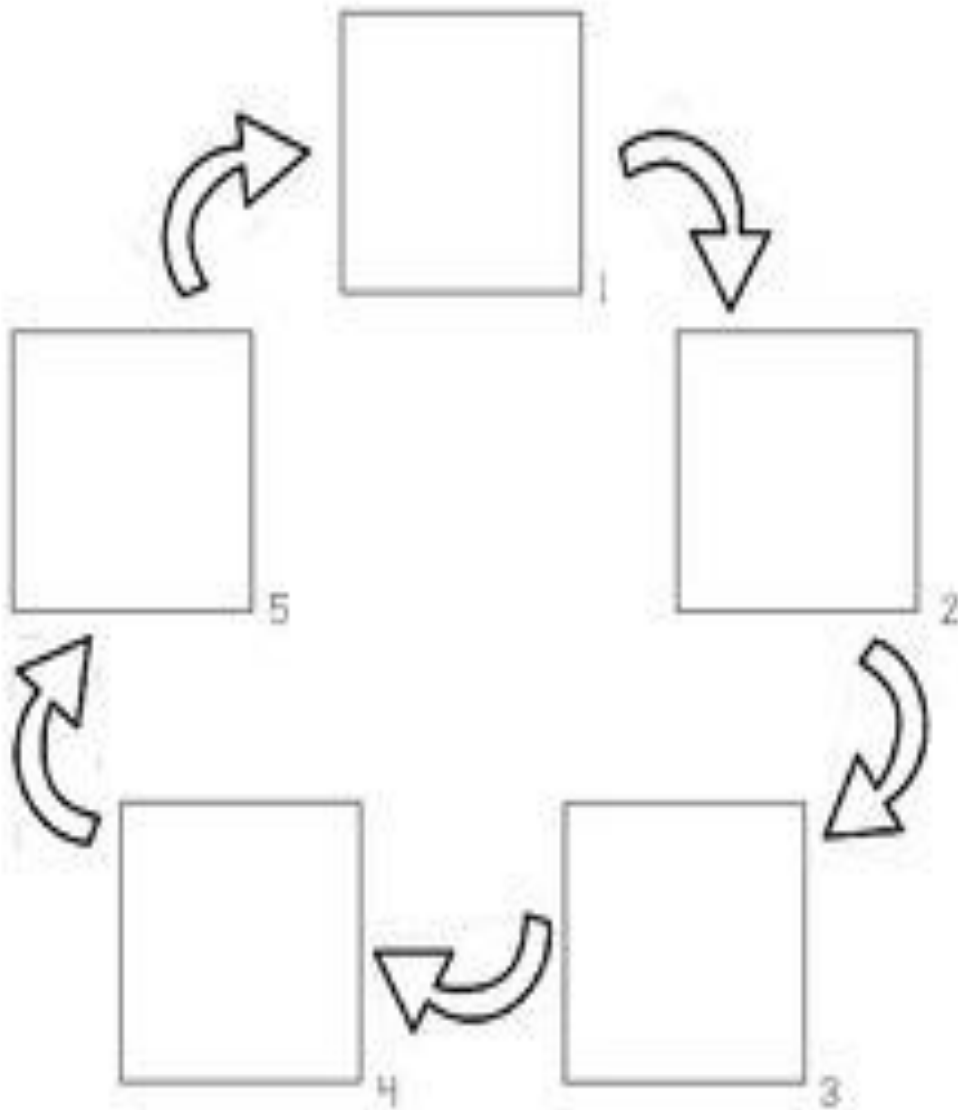
2. collect pictures, stickers or photos of butterflies that you would find in your local environment.

3. Discuss and draw the life cycle of the butterfly

You can draw and illustrate your own or use the diagram on the next page.



Life Cycle of a Butterfly



© Kristie Comer 2015

4. Memorise John 3:7 and discuss the story of Nicodemus in John 3

“Do not marvel that I have said to you.....

.....

.....

.....

.....

.....

.....

.....

.....

.....

.....

5. Make one of the following crafts:-

- A butterfly on the path with chalk
- A torn construction paper picture of a butterfly
- A butterfly in the sand or earth
- A butterfly mobile
- A butterfly magnet
- A butterfly made with beads
- A butterfly made of coloured tissue paper
- A folded paint blob picture

Or you could make one using anything that you can find in your house – with your adult’s permission!

6. Learn a song about a butterfly

If I were a butterfly

Or you could try:- Harry Kindergarten music – lifecycle of a butterfly (Youtube)