



# Seeds

British Union Conference

Adventurer Award

# Requirements

1. Listen to the parable found in Matthew 13:3-9.

Read two other verses about seeds:

a. Genesis 1:11

b. Mark 4:31

c. Matthew 17:20

2. What does a seed need in order to grow?

3. Observe and discuss what happens when a seed sprouts.

4. Name some ways that seeds are naturally spread?

5. Name the largest and smallest seeds you have ever seen?

6. Taste a variety of edible seeds. Have fun exploring new things!

7. Collect and identify at least 2 different seeds of each category:

– Tree Seeds

– Fruit Seeds

– Vegetable Seeds


– Grain/Grass Seeds

– Nut Seeds

8. Make a seed collage or other seed craft.

1. Listen to  
the parable  
found in  
Matthew  
13:3-9.

## THE PARABLE



## OF THE SOWER





Read two other verses about seeds:

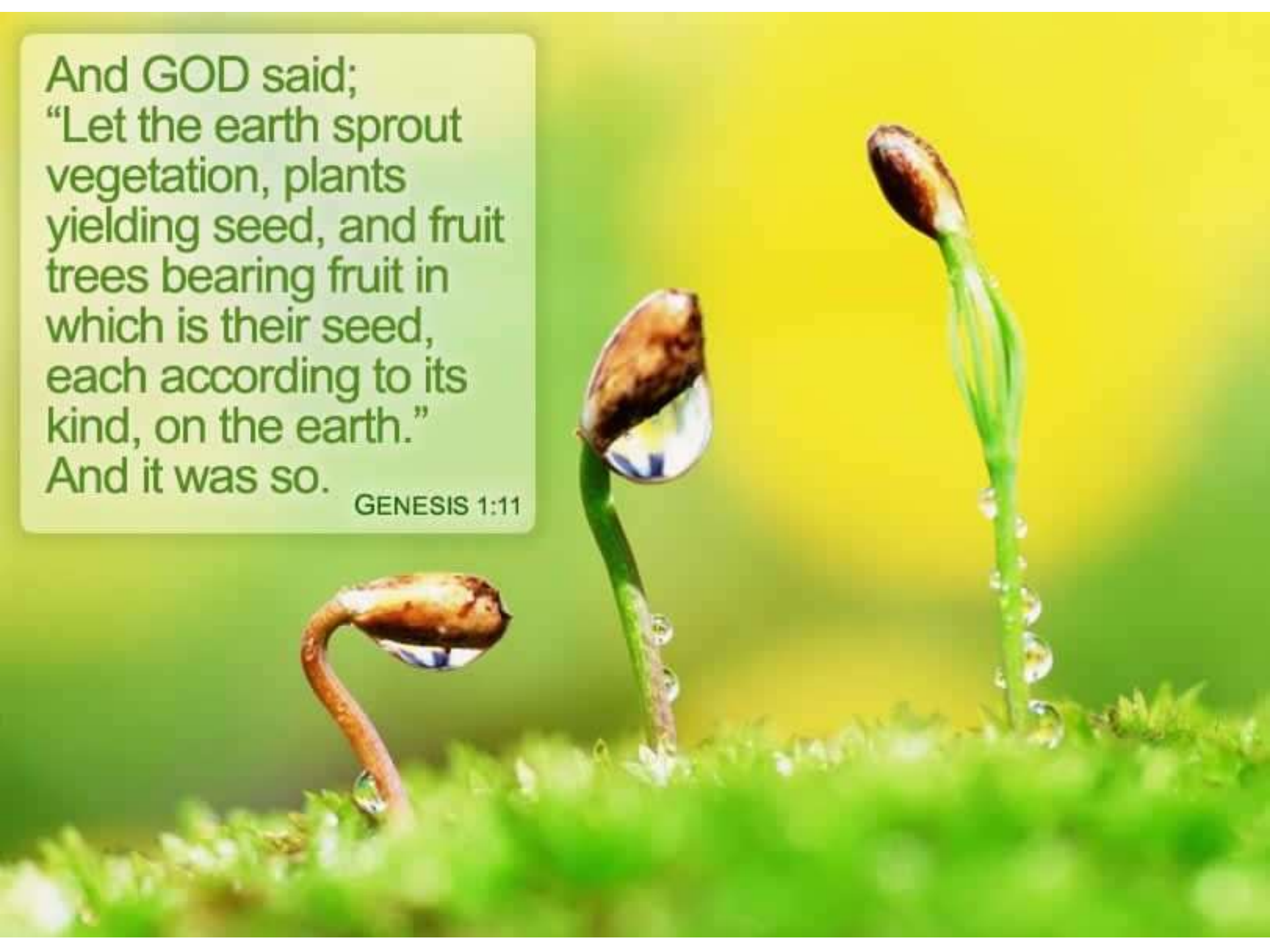
a. Genesis 1:11

b. Mark 4:31

c. Matthew 17:20

And GOD said;  
“Let the earth sprout  
vegetation, plants  
yielding seed, and fruit  
trees bearing fruit in  
which is their seed,  
each according to its  
kind, on the earth.”  
And it was so.

GENESIS 1:11



## 2. What does a seed need in order to grow?





Warmth/ Sunshine



Water





Oxygen/ Air

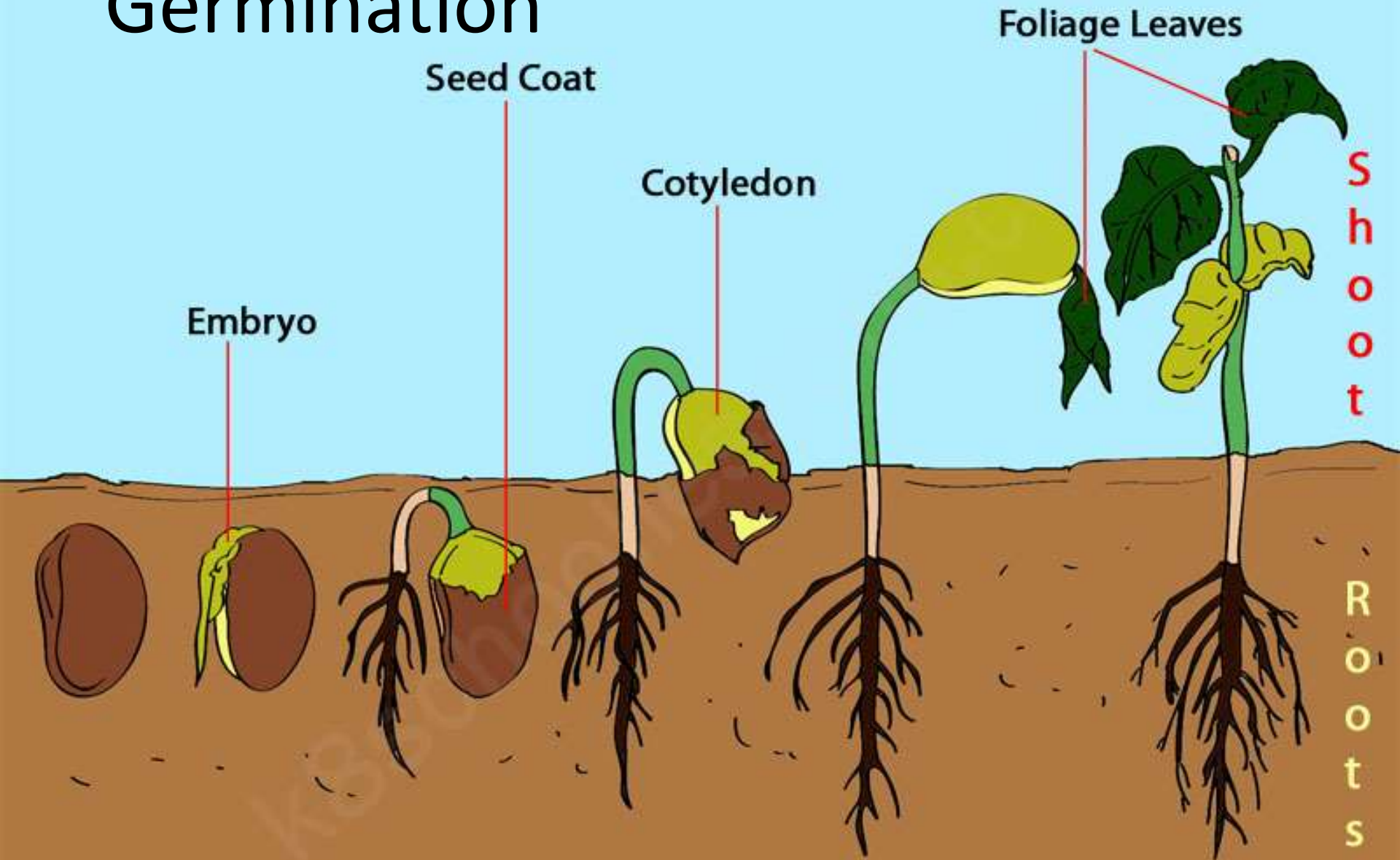


Nutrients/ Soil

### 3. What happens when a seed sprouts?



# Germination



4. Name some ways that seeds are naturally spread?



# Wind



# Bursting



# On Animals





# In Animals



# Water



# Humans



5. Name the largest and smallest seeds you have ever seen?



# Largest seed in the world



Double Coconut or Coco de Mer from the  
Seychelles Islands

# Smallest seed in the world



Orchid seed

**6. Taste a variety of edible seeds.  
Have fun exploring new things!**





**Almonds**



**Brazil Nuts**



**Cashews**



**Corn Nuts**



**Hazelnuts**



**Macadamia**



**Peanuts**



**Pecans**



**Pine Nuts**



**Pistachio**



**Pumpkin  
Seeds**



**Sunflower  
Seeds**



**Soy Nuts**



**Black Walnuts**



**Walnuts**



The image shows a top-down view of several white, shallow bowls arranged on a dark brown surface. Each bowl is filled with a different type of seed or grain. The colors range from light beige to dark brown. The seeds vary in shape, from small and round to larger and more elongated. The text is overlaid in the center of the image.

**7. Collect and identify at least 2 different seeds of each category:**

# Tree Seeds - Beech



# Tree Seeds - Maple



# Tree seeds - Pine



# Fruit Seeds




# Fruit Seeds

*Raspberry Seed*



# Vegetable Seeds



# Grain/Grass Seeds







# Nut Seeds



CASHEW



BRAZIL NUTS



ALMONDS



PECANS



PEANUT



MACADAMIA



PISTACHIOS

8. Make a seed collage or other seed craft and send Pastor Dejan a photo of your creation!





# Maple seeds



# Painted Pumpkin seeds





Seed Art  
for Kids!

