

ABOUT ME



Hi,
My name is Kathleen, I have been a Pathfinder for over 20 years, and I am now ministering as an Area Coordinator for the North England Conference.

Why? Because I love Jesus and because I love working with children. I have been so blessed through working for Jesus in Pathfinders and Adventurers



Tabernacle Award



Requirements:

1. Read and discuss;
 - a. 1 Corinthians 6:19
 - b. Exodus 25:8
 - c. Exodus 29:44-46
 2. What does 'Tabernacle' mean?
 3. List the three main areas of the Tabernacle
 4. Find and read;
 - a. John 14:6
 - b. John 10:9
 - c. Matthew 7:13-14
- Using the verses, discuss what a gate symbolises.



5. Discuss and identify the tabernacle and all its parts
6. Create or build your own Tabernacle.
Using the template below, make up your tabernacle, show your teacher
7. Sing a Sanctuary song.
8. Play one of the following games;
 - a. Tabernacle memory
 - b. Fruit basket upset using Tabernacle part names.
 - c. Make cards of the furniture, mix the cards up and as they draw a card, put it in the right place on the diagram
 - d. Each Adventurer draws out of a hat a card with the name of a furniture/part of the tabernacle on it, and then stands it in the correct place in the room
 - e. Other game.





Requirement: I



Requirement 1:

a) 1 Corinthians 6:19 (NIV)

Do you not know that your
bodies are **temples** of the **Holy**
Spirit, who is in you, whom you
have received from God? You are
not your own;



Requirement 1:

b. Exodus 25:8 (NIV)

“Then have them make
a **sanctuary** for me,
and I will **dwell** among
them.



Requirement 1:

c. Exodus 29:44 (NIV)

“So I will consecrate the **tent** of meeting and the **altar** and will consecrate **Aaron** and his sons to serve me as priests.



Requirement 1:

c. Exodus 29:45-46 (NIV)

Then I will **dwell** among the Israelites and be their God.

They **will** know that I am
the **LORD** their God, who brought
them out of Egypt so that I might
dwell among them. I am
the **LORD** their God.





Requirement: 2



Requirement 2:

2. What does 'Tabernacle' mean?

- Tabernacle means a **moveable dwelling**.
- A meeting place for worship.
- God wanted to **dwell** among his people, the Israelites. He wanted to **meet** them in a special place.



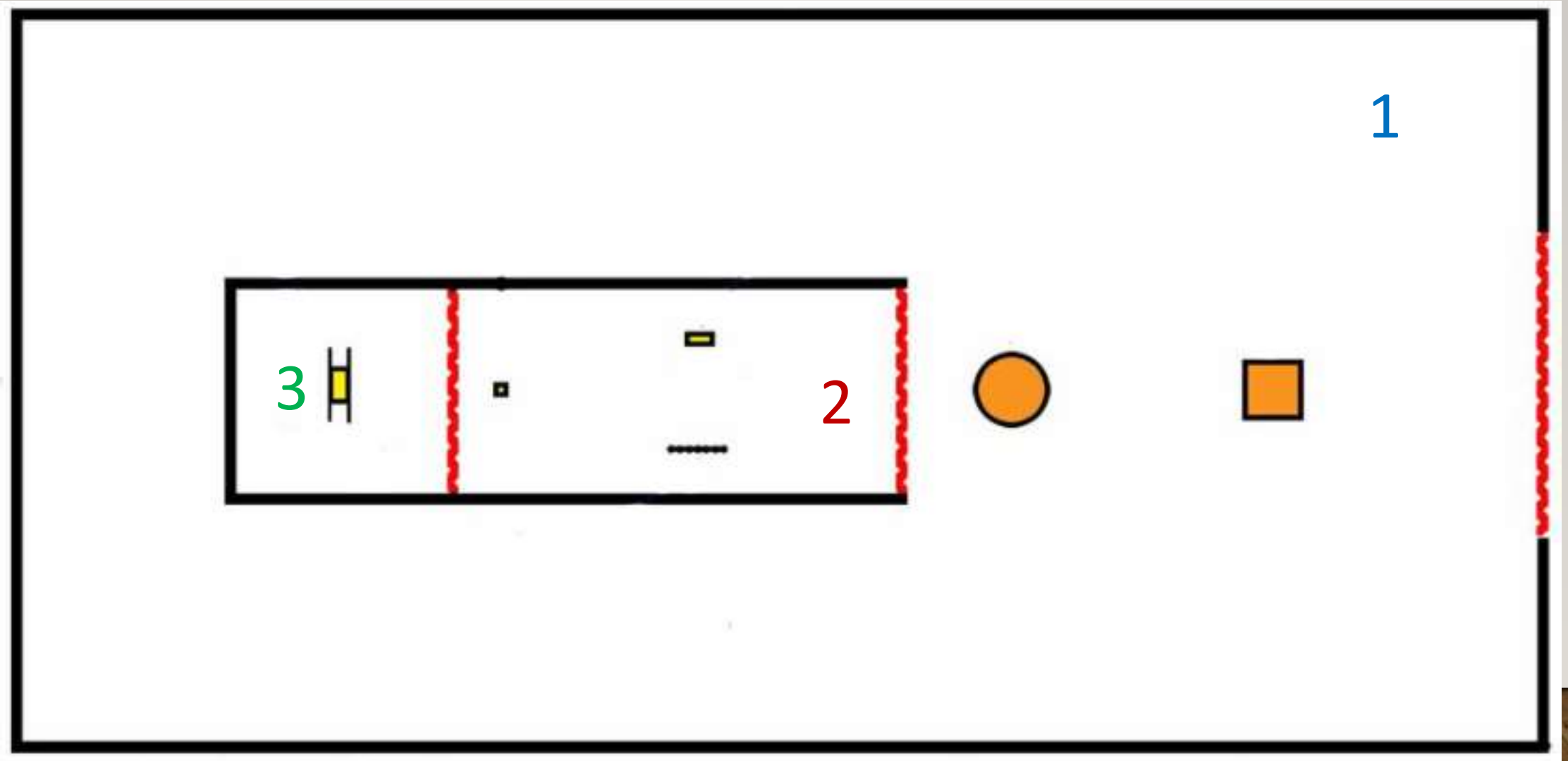


Requirement: 3



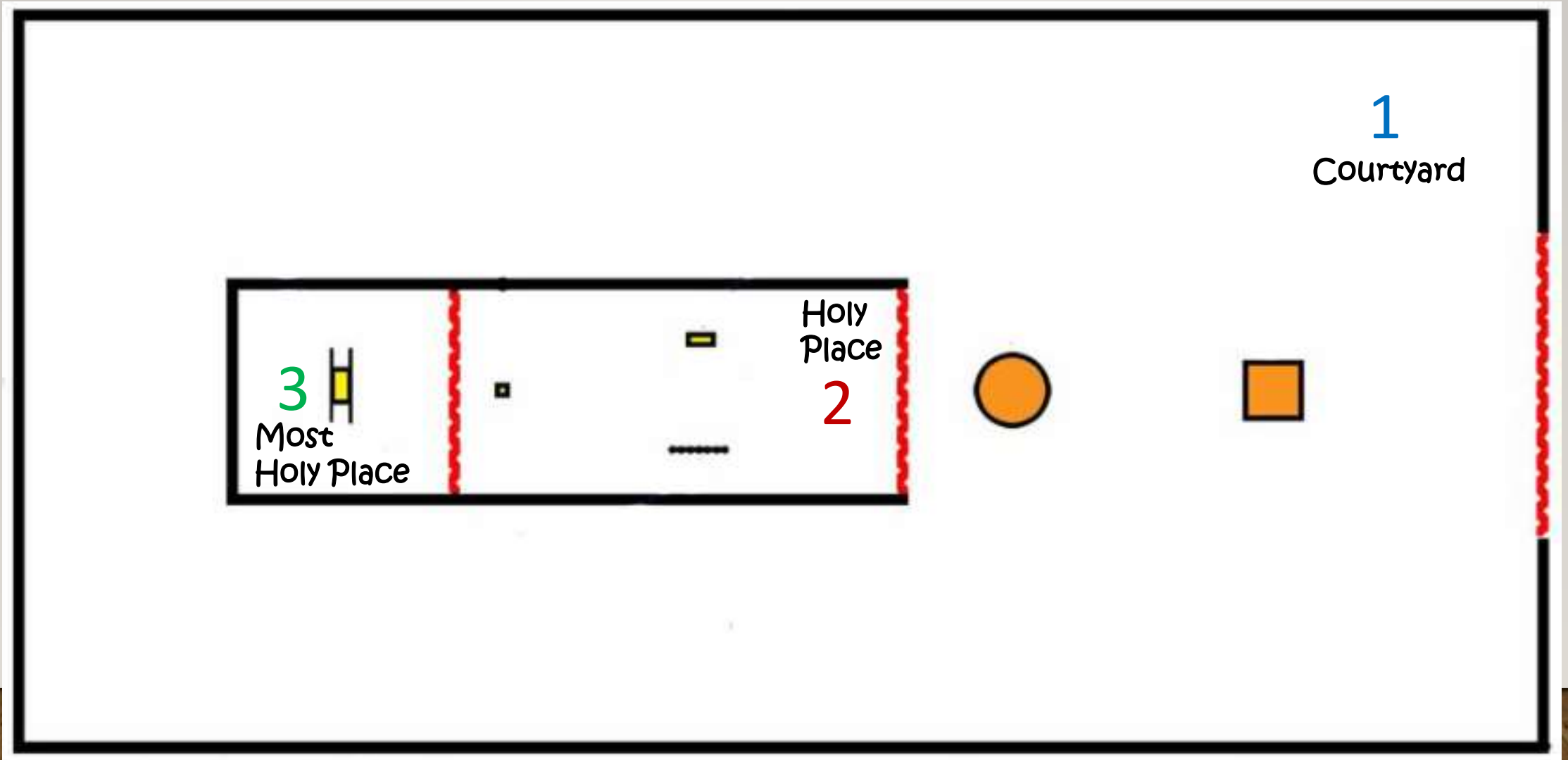
Requirement 3:

3. List the **3** main areas of the Tabernacle – put your answers in the chat



Requirement 3:

3. Did you get them right? Write the answers in your worksheet.






Requirement: 4



Requirement 4:

4. Find and read;
 - a. John 14:6 (NIV)

Jesus answered, “I am the **way** and the **truth** and the **life**. No one comes to the **Father** except through me.



Requirement 4:

4. Find and read;
 - b. John 10:9 (NIV)

I am the **gate**; whoever enters through me will be saved. They will come in and go **out**, and find pasture.



Requirement 4:

4. Find and read;
c. Matthew 7:13-14 (NIV)

13“Enter through the **narrow** gate. For wide is the gate and broad is the **road**



that leads to destruction, and many enter through it. **14** But small is the **gate** and narrow the road that leads to life, and only a few find it.

Requirement 4:

What does the gate symbolise?

The Gate symbolises Jesus;
the way to the Father.

The gate was the only way in
to the tabernacle, just like
Jesus is the only way.



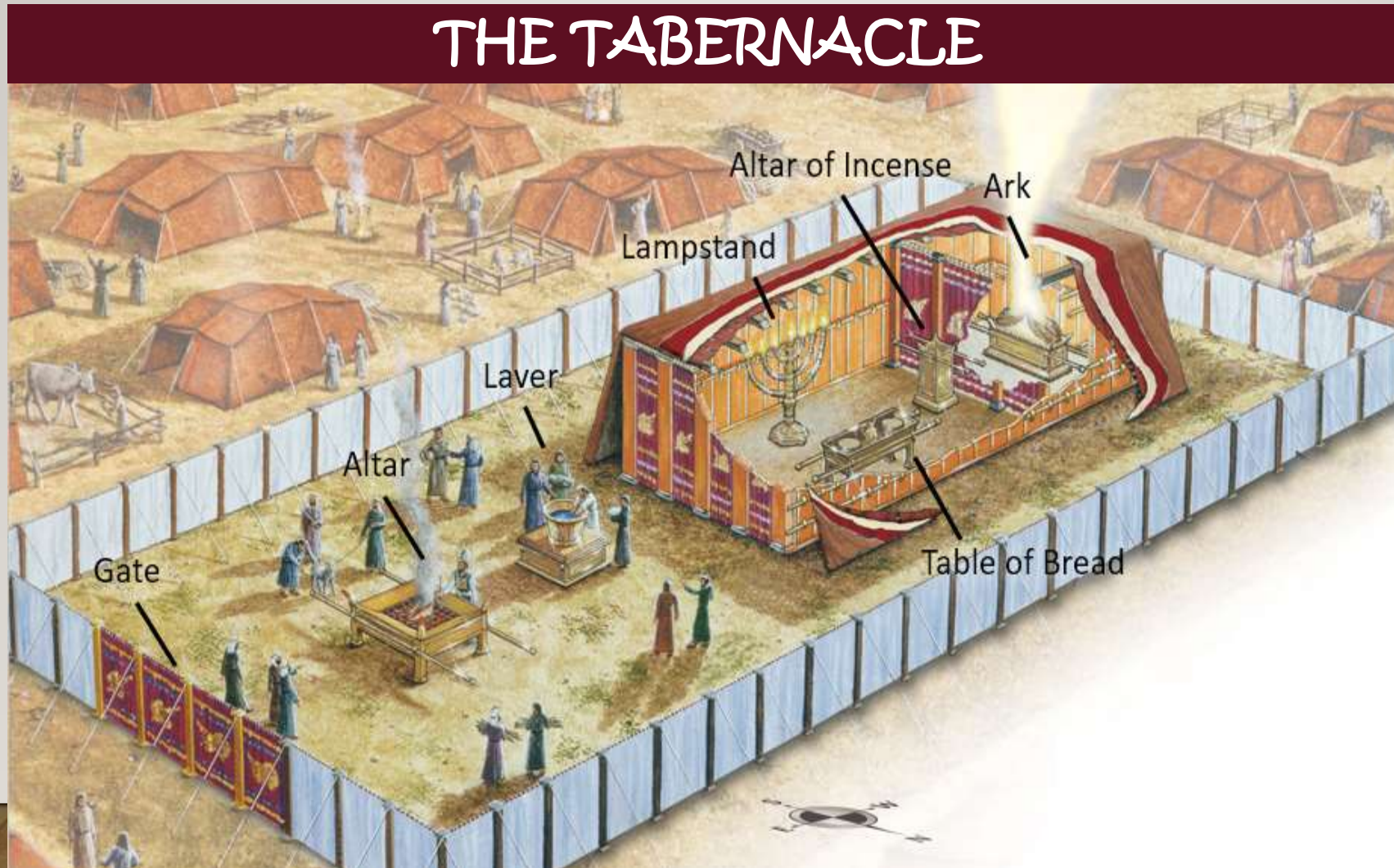


Requirement: 5



Requirement 5:

5. Discuss and identify the tabernacle and all its parts.



THE COURTYARD

There were two things in the courtyard.

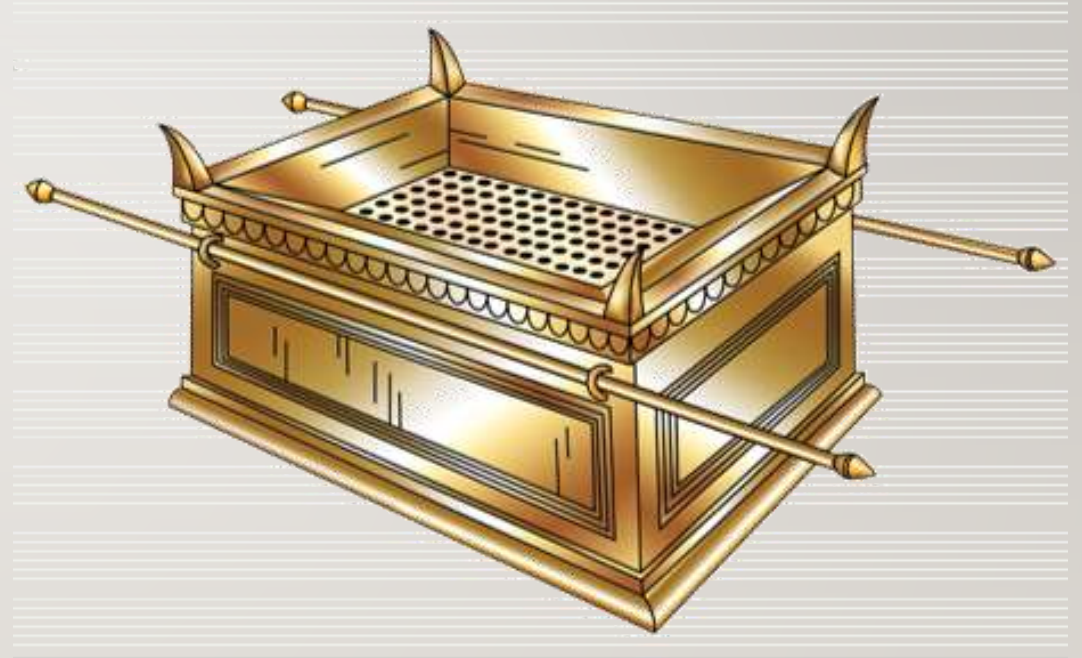
- The Altar of Sacrifice
- The Laver





THE ALTAR OF SACRIFICE

- The altar was made of acacia (shittim) wood and covered with bronze.
- The spotless animals were sacrificed on the altar.
- Sacrifice: we give up something really important in order to get something better.



THE LAVER

- This was a basin filled with water
- The priests used the basin to wash themselves before going into the Holy place.
- God was telling us that we need to be clean on the outside, but also on the inside.



THE HOLY PLACE

There were three things in the Holy Place;

- 7 branched candlestick
- Table of shewbread
- Altar of incense



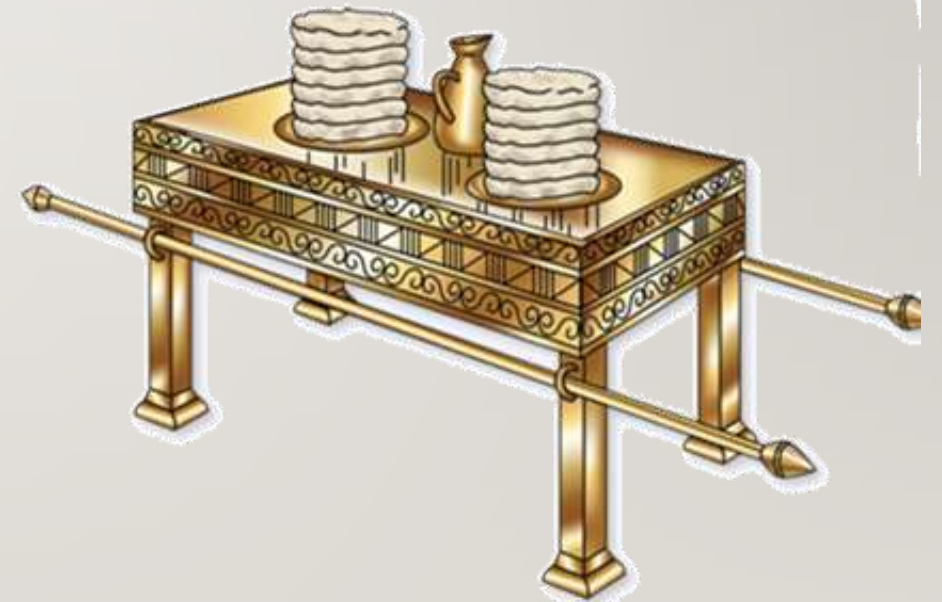
LAMPSTAND

- It is also called the Menorah.
- It was made out of one piece of gold.
- The ends of the branches contained pure olive oil; used as fuel.
- God told the priests to never let the the light go out so it was always lit.
- God wants us to remember that Jesus is the main branch and we are the believers, the other branches.



TABLE OF SHEWBREAD

- A small table made of acacia wood. It was covered with gold.
- It held twelve loaves. The priests baked it using fine flour.
- Only the priests could eat the bread on Sabbath.
- It was God's way of saying He wants to fellowship with us.



ALTAR OF INCENSE

- It was smaller than the Brazen Altar.
- God asked the priests to burn incense, a special perfume, on the altar every morning and evening.
- The incense was like our prayers going up to God.



THE VEIL

- A thick curtain made of fine linen
- Separated the Holy Place from the Most Holy Place
- It had angels embroidered on it
- In Hebrew the word veil means screen, divider or separator.
- When Jesus died the veil split from top to bottom




THE MOST HOLY PLACE

- This contained the Ark of the Covenant
- It was made of Acacia wood, covered with gold.
- There were two angels on top.



ARK OF COVENANT

- It was in 2 parts
 - ❖ The Mercy Seat
 - ❖ The Ark of the Covenant
- Inside it were 3 things;
 - ❖ a golden pot of manna,
 - ❖ Aaron's rod that budded
 - ❖ The two tablets of stone (Ten Commandments)





Requirement: 6



MAKE A TABERNACLE

1. Print out this document using heavier paper
2. Cut out the tabernacle and the furniture
3. Build each piece by following
4. the fold lines.
5. Place the outer wall pieces around the outside of the poster board.



6. Fold and place the four coverings over the top of the tabernacle.
7. Arrange the tabernacle items according to the diagram in the worksheet
8. See Exodus 25-30 for complete details.



Requirement: 7





Lord prepare me to be a Sanctuary





- Lord prepare me to be a Sanctuary
 - Pure and holy, tried and true
 - With Thanksgiving
 - I'll be a living
 - Sanctuary for you



Requirement: 8







Sanctuary Game




- Can you guess what this is?




- Can you guess what this is?



- Can you guess what this is?




- Can you guess what this is?




The Lampstand




- Can you guess what this is?




- Can you guess what this is?




- Can you guess what this is?




- Can you guess what this is?



- Can you guess what this is?




- Can you guess what this is?




Ark of the Covenant




- Can you guess what this is?




- Can you guess what this is?




- Can you guess what this is?



- Can you guess what this is?



- Can you guess what this is?



- Can you guess what this is?



The Laver



WHAT HAVE WE LEARNT ?

- We learnt that the tabernacle was God's way of teaching us that Jesus would come to be our **sacrifice**.
- We learnt that God calls everyone to do a **special work** – like the Levites who were God's priests.
- We learnt **what** a tabernacle was
- We learnt about all the **parts** of the tabernacle
- We learnt **verses** in the Bible about the tabernacle
- **Most of all** we learnt that God loves us and wants to live in our hearts

THE END



Well done to everyone that's taken part today, I hope you learnt something and had a little fun too. Enjoy making your tabernacles, I'm looking forward to seeing them all.

Bye for now, and don't forget to share your pictures of your wonderful work.

Kathleen