



# HOME CRAFT ADVENTURER AWARD

Presenter Pam Catchpole

# Award requirements

- 1. design and build a sculpture using toothpicks
- 2. do or make 2 of the following:-
  - a. a crocheted piece
  - b. a cross stitched piece
  - c. a knitted piece
  - d. an embroidered piece
  - e. thread a needle and sew on a button
- 3. cover a bottle to be used as a vase
- 4. design and make a refrigerator magnet
- 5. make a picture from household items or foods
- 6. make 2 items from things that would normally be thrown away
- 7. start a collection of throwaway home items that may be reused for craft projects

# Where to begin?

- Firstly collect together items in a suitable container which may be used to create your project:-
  - **Items that may be useful:-**
  - Buttons
  - Plastic bottle tops
  - Old magazines
  - Newspapers
  - Cardboard tubes
  - Egg cartons
  - Cereal boxes
  - Fabric scraps
  - String or wool
- You may also need:-
  - Glue
  - Scissors
  - Adult help




# 1. Design and build a sculpture using cocktail sticks



How do I fix my cocktail sticks together?










What about making a tasty Prickly hedgehog?

You will need :-

- a pear
- Some grapes
- Maybe an olive for the nose
- And cocktails sticks

Please ask an adult to help



## 2. Do or make 2 of the following



Crochet




Cross stitch



Knit



Embroidery




Thread a needle and  
Sew on a button

To Crochet you will need:-





For cross stitch you will need:-





To knit you will need:-



# For the embroidery you will need





To sew on your button you will need





### 3. Cover a bottle to be used as a vase



# Things you may need to cover your bottle...







Or.... What about this one!



An elephant... Using a plastic milk carton and some coloured tissue paper or cut up pictures?





## 4. Design and make a refrigerator magnet



# Things you may need to make your magnet:-





Some ideas for you



5. Make a picture from household items or foods



What might you be able to use?  
Ask your adult





6. Make 2 items from things that would normally be thrown away



What things does your household throw away???









Look! I made a robot and a  
rocket  
From bits I found around the  
house that  
Would have gone into the  
bin...



<https://iheartcraftythings.com/bottle-cap-art-fish-and-flower-scene.html>



<https://www.allfreekidscrafts.com/Recycled-Kids-Crafts/Dragonfly-Egg-Carton-Craft>



<https://meaningfulmama.com/water-bottle-fish-craft.html>



<https://www.thebestideasforkids.com/egg-carton-flowers/?jwsourc=cl>



# Award requirements

- 1. design and build a sculpture using toothpicks
- 2. do or make 2 of the following:-
  - a. a crocheted piece
  - b. a cross stitched piece
  - c. a knitted piece
  - d. an embroidered piece
  - e. Thread a needle and sew on a button
- 3. cover a bottle to be used as a vase
- 4. design and make a refrigerator magnet
- 5. make a picture from household items or foods
- 6. make 2 items from things that would normally be thrown away
- 7. start a collection of throwaway home items that may be reused for craft projects



Most of all...  
Just have fun