









Bread of Life



1.  Find,  read and  write Matthew 4:4.



 Discuss its importance with an adult.

 Write what you learned:



2. Discuss with an adult the importance of reading God's word every day. □



Write down your conclusions.

3.  Find and  read (from NIV version):

✓ **2 Timothy 2:15** _____

✓ **Psalm 119:11** _____

✓ **Psalm 119:105** _____



Considering those Bible texts, why do we study the Bible?

- ✓ _____
- ✓ _____
- ✓ _____



4. Talk about how to prepare yourself for reading God's Word. Write down four Bible study habits.

- ✓ _____
- ✓ _____
- ✓ _____
- ✓ _____

5. Read one of the following Bible stories:



Hannah prays for a son
(1 Samuel 1:1-28)



Noah's Ark
(Genesis 6:5-Genesis 8)



Baby Moses
(Exodus 1-2:10)



Namaan the Leper
(2 Kings 5:1-16)



6. Make a bookmark to use while you study your Bible

Paste a Picture of your Bookmark here



7. Regularly spend time reading your Bible (Draw or paste a picture of you reading the Bible)

Bookmark:



Instructions:

- Cut a square in a piece of coloured paper.
- Fold the square into 4 triangles. Cut one of the triangles.
- Paste the 2 sides of the 2 last triangles together. The shape will be like a triangle hat.
- Draw the ears on coloured paper and cut. Glue them on top of the 2 sides of the triangle.
- Draw the face on white paper and cut. Glue it to the front of the triangle
- Draw the eyes, nose and mouth on the face.

Patterns:

